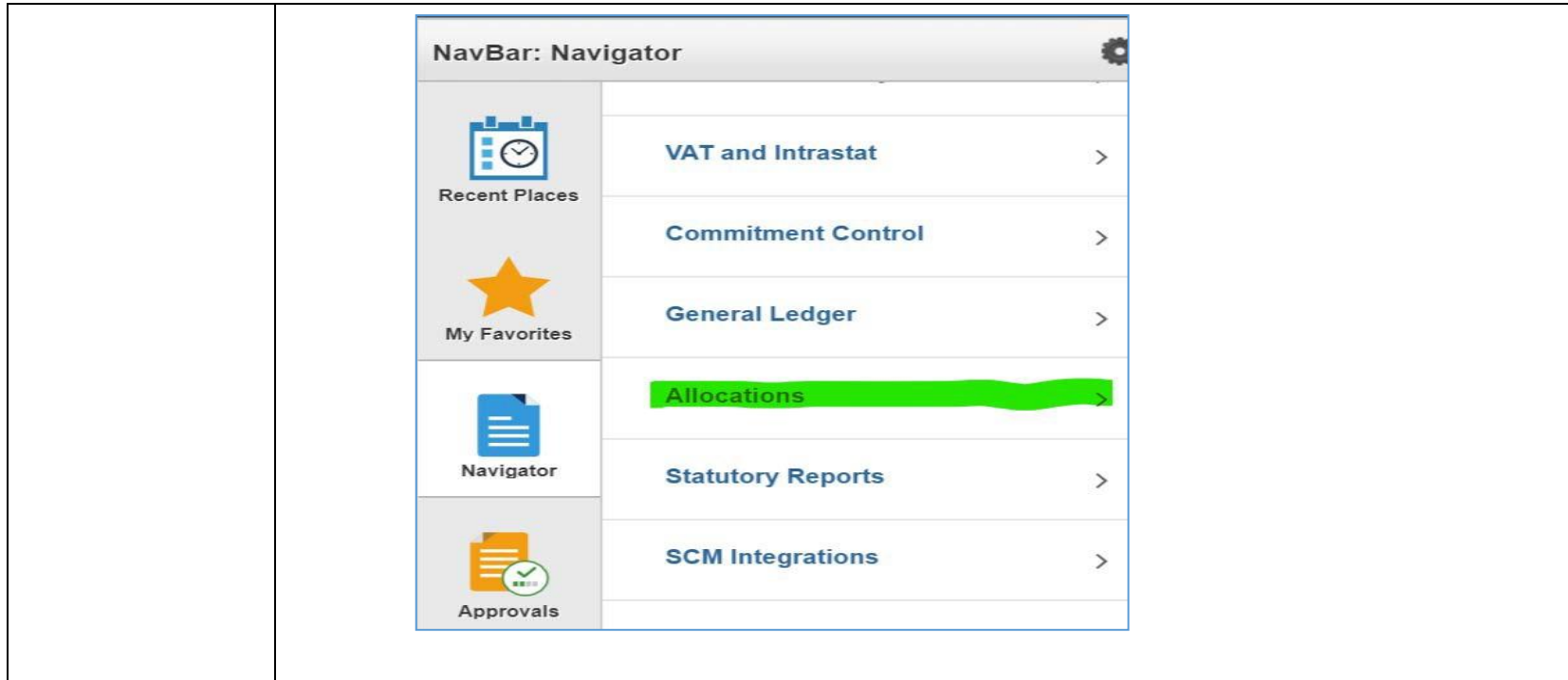
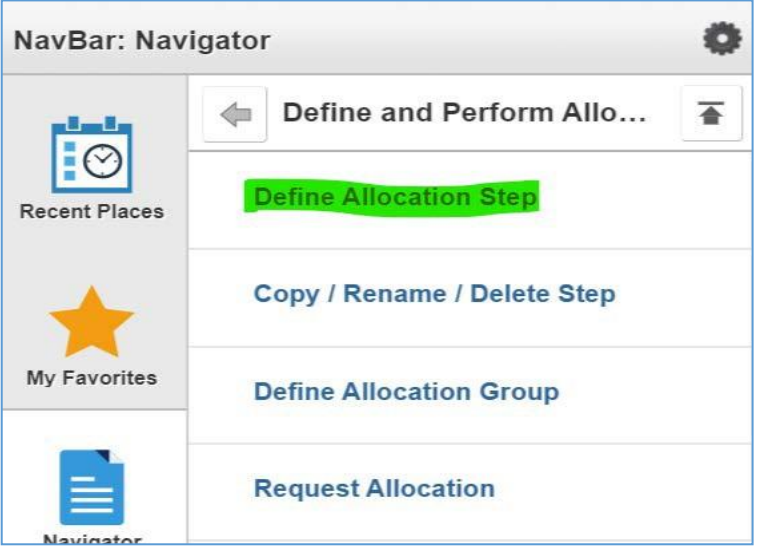
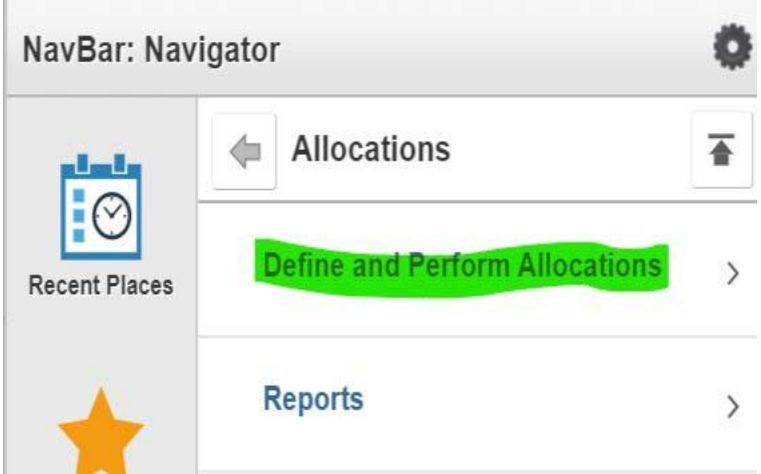


Internal Cash Allocation Process





Define Allocation Step

Find an Existing Value

Add a New Value

SetID

Allocation Step

Add

Type:
Allocation Type =
Copy
Transaction Code =
General

Type | Pool | Target | Offset | Output Options | Batch Records | Amount Fields

SetID WA140 Step 1000199

Effective Date | 1 of 1 | View All

*Effective Date 07/01/2019 Status Active

*Description 1000199

*Allocation Type **Copy** Extension opcode Add

Transaction Code **GENERAL** General Transactions

Save | Return to Search | Notify | Add | Update/Display | Include History | Correct History

Type | Pool | Target | Offset | Output Options | Batch Records | Amount Fields

Pool

Pool

Time Span =

YTD_ALLADJ

Zero Pool Amount

Option = Calculate
this Pool

Type **Pool** Target Offset Output Options Batch Records Amount Fields

SetID WA000 Step 1000199

Effective Date 07/01/2019 Status Active Description 1000199

Pool Record

*Pool Record Type Ledger Group Pool Ledger ACTUALS
Time Span YTD_ALLADJ *Pool factor 100.0000
Zero Pool Amount Option Calculate This Pool

Pool Fields

*Field Name Account

How Specified

Selected Detail Values Selected Tree Nodes Range of Values

Specify Values/Range of Values/Tree Nodes

Value	To
1000199	

Target
 Time Span = PER133

Type	Pool	Target	Offset	Output Options	Batch Records	Amount Fields																																																																		
SetID		WA000		Step		1000199																																																																		
Effective Date																																																																								
Effective Date		07/01/2019		Status		Active																																																																		
				Description		1000199																																																																		
▼ Target Record																																																																								
Target Record Type		Journal Records		Target Ledger		ACTUALS																																																																		
Time Span		PER133																																																																						
Basis Span Opt		Combine Periods for Basis		Target Span Opt		Divide Target Across Periods																																																																		
Specify Field Values																																																																								
<table border="1"> <thead> <tr> <th>*Field Name</th> <th>*Source</th> <th>Field Mapping</th> <th>Value / Mask</th> <th></th> <th></th> </tr> </thead> <tbody> <tr> <td>Account</td> <td>Value</td> <td></td> <td>1000070</td> <td>+</td> <td>-</td> </tr> <tr> <td>Business Unit</td> <td>Pool</td> <td>Business Unit</td> <td></td> <td>+</td> <td>-</td> </tr> <tr> <td>State Purpose</td> <td>Pool</td> <td>State Purpose</td> <td></td> <td>+</td> <td>-</td> </tr> <tr> <td>Class Field</td> <td>Pool</td> <td>Class Field</td> <td></td> <td>+</td> <td>-</td> </tr> <tr> <td>Department</td> <td>Pool</td> <td>Department</td> <td></td> <td>+</td> <td>-</td> </tr> <tr> <td>Fund Code</td> <td>Pool</td> <td>Fund Code</td> <td></td> <td>+</td> <td>-</td> </tr> <tr> <td>Ledger</td> <td>Value</td> <td></td> <td>LOCAL</td> <td>+</td> <td>-</td> </tr> <tr> <td>Operating Unit</td> <td>Pool</td> <td>Operating Unit</td> <td></td> <td>+</td> <td>-</td> </tr> <tr> <td>Appropriation Index</td> <td>Pool</td> <td>Appropriation Index</td> <td></td> <td>+</td> <td>-</td> </tr> <tr> <td>Project</td> <td>Pool</td> <td>Project</td> <td></td> <td>+</td> <td>-</td> </tr> </tbody> </table>							*Field Name	*Source	Field Mapping	Value / Mask			Account	Value		1000070	+	-	Business Unit	Pool	Business Unit		+	-	State Purpose	Pool	State Purpose		+	-	Class Field	Pool	Class Field		+	-	Department	Pool	Department		+	-	Fund Code	Pool	Fund Code		+	-	Ledger	Value		LOCAL	+	-	Operating Unit	Pool	Operating Unit		+	-	Appropriation Index	Pool	Appropriation Index		+	-	Project	Pool	Project		+	-
*Field Name	*Source	Field Mapping	Value / Mask																																																																					
Account	Value		1000070	+	-																																																																			
Business Unit	Pool	Business Unit		+	-																																																																			
State Purpose	Pool	State Purpose		+	-																																																																			
Class Field	Pool	Class Field		+	-																																																																			
Department	Pool	Department		+	-																																																																			
Fund Code	Pool	Fund Code		+	-																																																																			
Ledger	Value		LOCAL	+	-																																																																			
Operating Unit	Pool	Operating Unit		+	-																																																																			
Appropriation Index	Pool	Appropriation Index		+	-																																																																			
Project	Pool	Project		+	-																																																																			

Offset

Offset Record Type:

Journal

Records

Offset Ledger:

ACTUALS

Specify Field Values

As shown

Define Allocation Step

Type Pool Target **Offset** Output Options Batch Records Amount Fields

SetID WA140 Step 1000199

Effective Date 1 of 1 | View All

Effective Date 07/01/2019 Status Active Description 1000199 + -

Offset Record

Offset Record Type **Journal Records** Offset Ledger **ACTUALS**

Specify Field Values 1-10 of 10 | View All

*Field Name	*Source	Field Mapping	Value / Mask		
Account	Pool	Account		+	-
Business Unit	Pool	Business Unit		+	-
State Purpose	Pool	State Purpose		+	-
Class Field	Pool	Class Field		+	-
Department	Pool	Department		+	-
Fund Code	Pool	Fund Code		+	-
Ledger	Value		LOCAL	+	-
Operating Unit	Pool	Operating Unit		+	-
Appropriation Index	Pool	Appropriation Index		+	-
Project	Pool	Project		+	-

Save Return to Search Notify Add Update/Display Include History Correct History

Output Options

Journal ID Mask =

ALO

Journal Date Code =

Request As of Date

Journal Source =

ALO

Adjusting Entry =

Adjusting Entry

Other Values =

As shown

Type	Pool	Target	Offset	Output Options	Batch Records	Amount Fields
------	------	--------	--------	-----------------------	---------------	---------------

SetID WA000 Step 1000199

Effective Date 1 of 1 | View All

Effective Date 07/01/2019 Status Active Description 1000199 + -

Journal Options

Journal ID Mask	ALO	Reference Number	
Journal Date Code	Request As of Date		
Journal Source	ALO		

Reversal: Do Not Generate Reversal

Post Journal(s) Edit Journal(s) Budget Check Journal(s)

When No Journals are Created Issue Error Message

Currency Conversion

Rate Type	CRRNT	Currency Effective Date Code	Jrnl Date
-----------	-------	------------------------------	-----------

Batch Records
As shown

Define Allocation Step

TypePoolTargetOffsetOutput OptionsBatch RecordsAmount Fields

SetID WA140 Step 1000199

Effective Date Q | < | > | 1 of 1 | View All

Effective Date	07/01/2019	Status	Active	
Calculation Log Record	ALLOC_CALC_LOG Q	Description	1000199 + -	

Temporary Tables

Pool	ALC_GL_P_TAO Q		Default
Basis	ALC_GL_B_TAO Q	Basis Summary	ALC_GL_BS_TAO Q
Target Detail	ALC_GL_T_TAO Q	Target Summary	ALC_GL_TS_TAO Q
Offset Detail	ALC_GL_O_TAO Q	Offset Summary	ALC_GL_OS_TAO Q
Target Balance	ALC_GL_TB_TAO Q		
Calculation Log	ALC_CLOG_TAO Q		

SaveReturn to SearchNotifyAddUpdate/DisplayInclude HistoryCorrect History

[Type](#) | [Pool](#) | [Target](#) | [Offset](#) | [Output Options](#) | [Batch Records](#) | [Amount Fields](#)

Amount Fields
As Shown

Type Pool Target Offset Output Options Batch Records **Amount Fields**

SetID WA000 Step 1000199

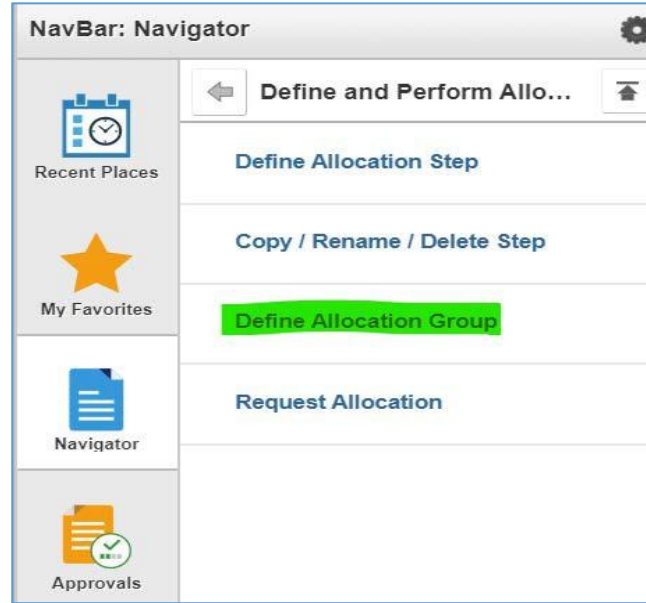
Effective Date Effective Date 07/01/2019 Status Active Description 1000199 1 of 1 View All

Allocation Amount Field Mappings 1 of 1 View All

Allocation Amount Fields 1-6 of 6

Field Name	Pool	Target	Offset
Amount	Posted Transaction Amount	Foreign Amount	Foreign Amount
Base Amount	Posted Base Currency Amount	Monetary Amount	Monetary Amount
Log Amount	Allocations Pool Amount	Alloc Target/Offset Amount	
Log Base Amount	Allocations Pool PBA Amount	Alloc Target/Offset PBA Amt	

Create an Allocation Group




Define Allocation Group
As Show (but with your Business Unit)

Define Allocation Group

Find an Existing Value

Add a New Value

SetID WA000 

Allocation Group 1000199Grp

Add

[Find an Existing Value](#) | [Add a New Value](#)

Allocation Group
 Effective Date =
7/1/2019
(fiscal year start date)
 Description =
Internal Cash Allocation Group
 Step =
1000199

Allocation Group

SetID WA000 Group 1000199GRP

Effective date: 1 of 1 | View All

*Effective Date: 07/01/2019 Status: Active

Description: Internal Cash Allocation Group

Comments:

Steps

Step	Description	Continue
1000199	Update/Create	<input type="checkbox"/>

Request Allocation

NavBar: Navigator

- Recent Places
- My Favorites
- Navigator
- Approvals

Define and Perform Allo...

- Define Allocation Step
- Copy / Rename / Delete Step
- Define Allocation Group
- Request Allocation**

Allocation Request

Find an Existing Value | **Add a New Value**

Run Control ID:

Add

Find an Existing Value | Add a New Value

- 1) **As of Date** = 6/30/2020 (last day of fiscal year)
- 2) **Process Frequency** = Once
- 3) **Allocation Group**
Select the '1000199Grp' Allocation Grp created in a previous step
- 4) **Request Date Option**
3 Options Exist:
 - a. **Process Date:** Uses journals dated before the run date.
 - b. **SYSDATE:** Uses journals dated before the system date for your computer.
 - c. **As of Date:** Uses journals dated before the date that

Request Allocation

Allocation Request

Run Control ID req_allocation

Report Manager Process Monitor Run

As of Date 08/31/2020 1

Process Request Parameters

*Process Frequency 2	*Unit	*Allocation Group 3	*Request Date Option 4	As of Date 5	*Output Options 6	Description
Always	WA000	1000199GRP	As-Of Date	06/30/2020	No Calc Log - Create Output	Internal Cash Allocation Group

Save Notify Add Update/Display

<p>you specify in the As of Date field that appears for the line when you select this option. We recommend using 'As-Of Date' which is defined in 3)</p> <p>5) As of Date: Last day of fiscal year (06/30/2020)</p> <p>6) Output Options: No Calc Log – Create Output</p>	