



PEOPLETOOLS 8.59 ACCESSIBILITY UPDATE OVERVIEW – APRIL 2023

TABLE OF CONTENTS

Introduction.....	3
Ability to Set the Screen Reader Mode Dynamically.....	3
Prior to the PeopleTools 8.59 Upgrade	3
After the PeopleTools 8.59 Upgrade	3
Enhancements to Keyboard Shortcuts.....	5
After the PeopleTools 8.59 Upgrade	5
Adjustments to Support WCAG 2.1: 1.4.11 – Non-Text (Color Contrast ratio of at least 3:1)	5
Increased Color Contrast While Hovering Over Tiles on Homepage and Menu Items on Navbar	5
Increased Color Contrast of File Attachment Drag and Drop Area Border	7
Search Page changes for identifying the context of search results.....	7
Accessibility Changes on Component Search Pages.....	7
Prior to the PeopleTools 8.59 Upgrade	8
After the PeopleTools 8.59 Upgrade	10
Button Header Purpose Compliance	12
Changes are Made for Grid Button Header to Indicate the Purpose to Sort.....	12
Prior to the PeopleTools 8.59 Upgrade	12
After the PeopleTools 8.59 Upgrade	14
Page Refresh Issue When Esc Button Pressed on Classic Grid Action Menu is Fixed	14
Prior to the PeopleTools 8.59 Upgrade	15
After the PeopleTools 8.59 Upgrade	15
Search Criteria not Getting Read in Query Manager/Viewer is Fixed	15
Prior to the PeopleTools 8.59 Upgrade	16
After the PeopleTools 8.59 Upgrade	16
Homepage Header Not Readable Issue is Fixed	16

Introduction

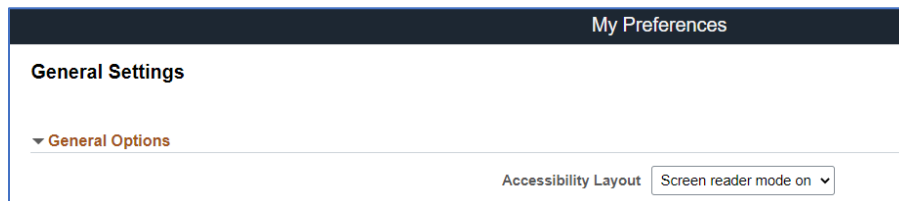
The Image/Upgrade Overview Document is intended to provide ctcLink users with a summary of the accessibility changes that will be made in the system as a result of the upcoming image or PeopleTools upgrade implementation. Oracle releases multiple PeopleSoft updates, called images, for each pillar every year. Each Image contains bug fixes and features that are important for PeopleSoft to work well. PeopleTools upgrades update the underlying framework of the system. There are minimal changes that are noticeable to the end users. Below is an overview of the changes that you can expect to see as part of this upgrade.

Ability to Set the Screen Reader Mode Dynamically

Screen Reader mode can now be turned on temporarily for the current session or for the current and subsequent sessions from the “Enable Screen Reader Mode” link in Action Menu.

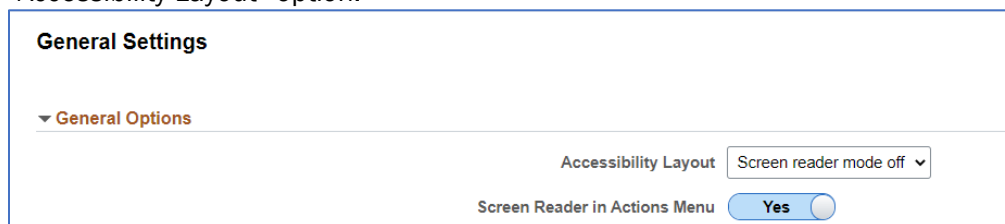
Prior to the PeopleTools 8.59 Upgrade

Screen reader mode could be turned on by selecting “My Preferences” submenu under “Actions” Menu on the banner and then setting the “Accessibility Layout” option under “General Settings.”

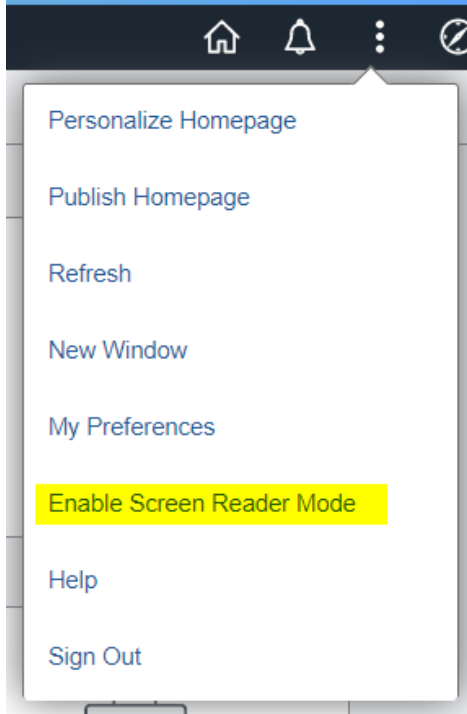


After the PeopleTools 8.59 Upgrade

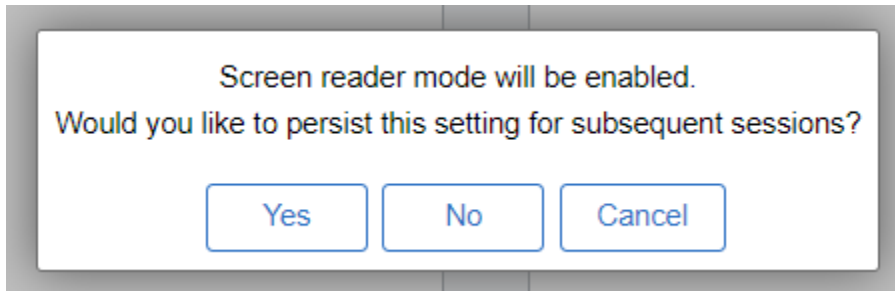
A new option “Screen Reader in Actions Menu” is added under “General Settings,” in addition to “Accessibility Layout” option.



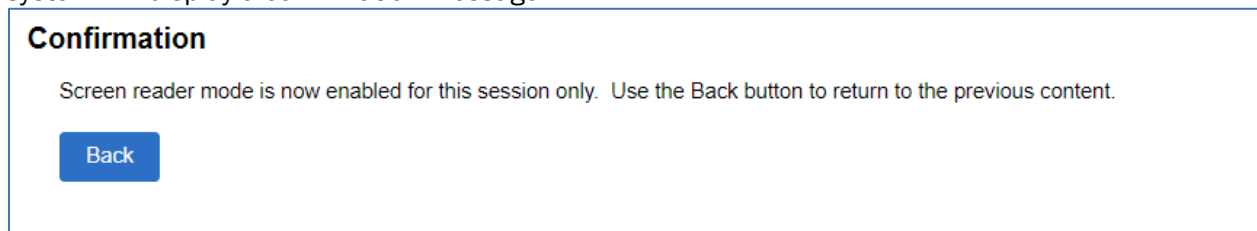
If this option is selected and the Screen Reader mode is off, “Enable Screen Reader Mode” link appears in the Actions menu.



Upon selecting this link, the system will display a prompt with “Yes/No/Cancel” buttons and a message “Screen reader mode will be enabled. Would you like to persist this setting for subsequent sessions?”



If user selects “No” then screen reader mode will be enabled only for the current session and the system will display a confirmation message.



If user selects “Yes” then screen reader mode will be enabled for the “current session and the subsequent sessions” and the system will display a confirmation message.

Confirmation

Screen reader mode is now enabled and remains in effect on subsequent logins. Use the Back button to return to the previous content.

Back

Note: “Enable Screen Reader Mode” link is available on fluid homepages and fluid pages only. While this link is available in most fluid applications, it is not displayed:

- When screen reader mode is already in effect.
- In fluid activity guides, fluid navigation collections, and in My Preferences.
- On classic pages

Enhancements to Keyboard Shortcuts

Additional Keyboard shortcuts are added and Keyboard shortcut for the Keyboard Information page is changed

After the PeopleTools 8.59 Upgrade

Keyboard shortcuts Alt + 1, Alt + 5, Alt + 7, Alt + 8, Alt + / are implemented for fluid applications.

Keyboard shortcut Shift+Ctrl+K for the Keyboard Information page is changed to Alt + K in Tools 8.59 to eliminate conflicts with JAWS and certain browsers. Also, shortcut Ctrl + K will be available for the Keyboard Information page on a Mac.

Note: The key sequences displayed are appropriate for the browser that you are currently signed on with. If you sign on with a different browser (for example, Safari instead of Firefox), then different key sequences may apply.

Full List of Shortcuts

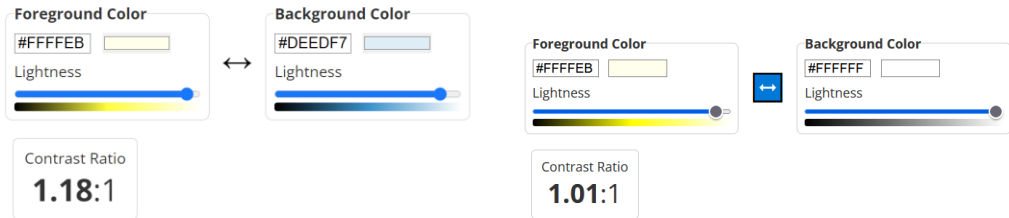
https://docs.oracle.com/cd/F75890_01/pt859pbr4/eng/pt/tacs/NavigatingwiththeKeyboard-827ff2.html#u5f938997-b349-4ee6-9c9e-0d965b5d50f7

Adjustments to Support WCAG 2.1: 1.4.11 – Non-Text (Color Contrast ratio of at least 3:1)

Increased Color Contrast While Hovering Over Tiles on Homepage and Menu Items on Navbar

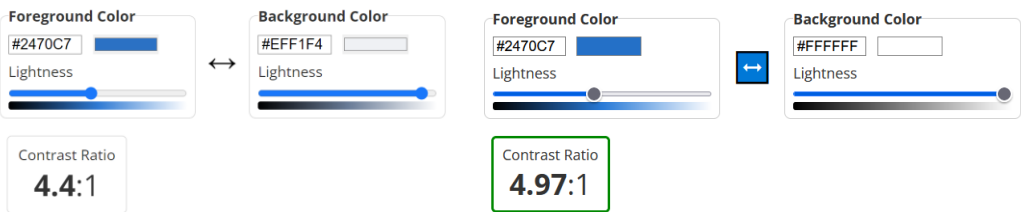
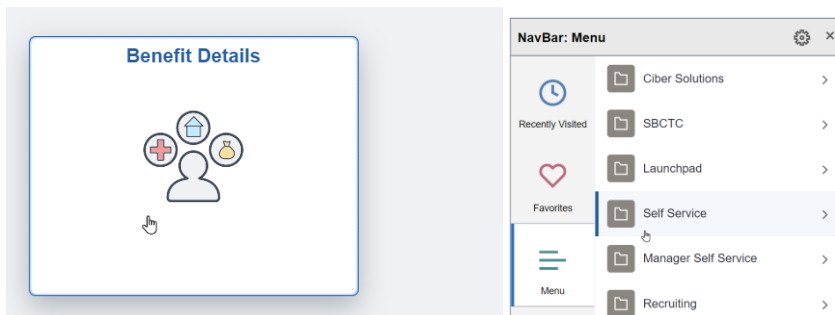
Prior to the PeopleTools 8.59 Upgrade

The hover color (while moving mouse over a tile) on homepage was **light yellow on a light blue background** with contrast ratio 1.18:1 less than the required 3:1. The hover color (while moving mouse over a navigation item) on navbar was **light yellow on a white background** with contrast ratio 1.01:1 less than the required 3:1. Both of these have contrast ratio less than the required 3:1, so WCAG 2.1 non-text contrast compliance test failed in 8.57.



After the PeopleTools 8.59 Upgrade

The hover color (while moving mouse over a tile) on homepage does not change but a **dark blue border is added around the tile on the background of light blue** with contrast ratio 4.4:1 greater than the required 3:1. The hover color (while moving mouse over a navigation item) on navbar is **light blue on a white background but a dark blue border is added on the left hand side of the menu item** with contrast ratio 4.97:1 greater than the required 3:1. These hover color contrast ratios are greater than the required 3:1, so hover colors on homepage tiles and navbar are WCAG 2.1 non-text contrast compliant in 8.59.



Increased Color Contrast of File Attachment Drag and Drop Area Border

Prior to the PeopleTools 8.59 upgrade, the color contrast for file drop area border failed WCAG 2.1 non-text contrast test.

Navigation

HCM Pillar (non-screen reader mode) > Employee Self Service Homepage > SBCTC Careers > My Job Applications > Add Attachment. Enter Attachment Type as "Other" and Attachment Title as "Test" and click on Continue button.

Image: File Attachment Drop Area in Tools 8.57

While dragging the file in the File attachment box drop area, it had **green color border on a light green background** with contrast ratio **1.91:1** less than the required **3:1**, so WCAG 2.1 non-text contrast compliance test failed.

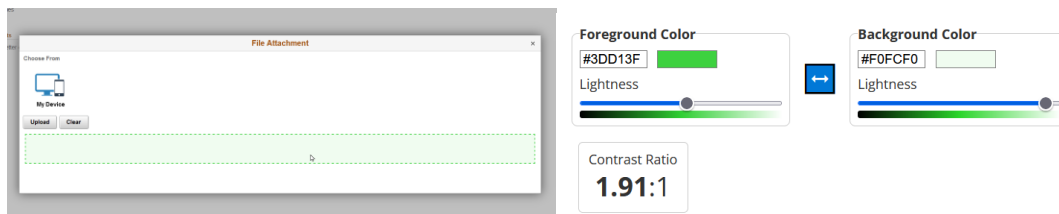
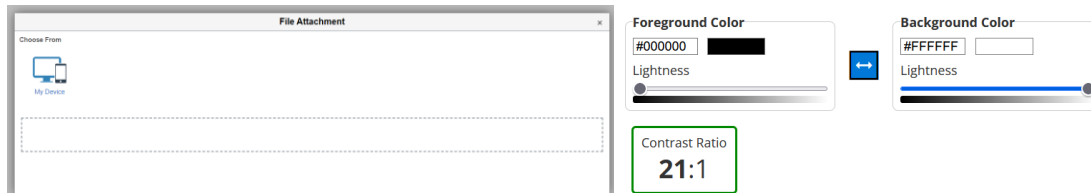


Image: File Attachment Drop Area in Tools 8.59

In 8.59, while dragging the file in the File attachment box drop area, it has **black color border on a white background** with contrast ratio **21:1** greater than the required **3:1**, so the File Attachment Drop Area is WCAG 2.1 non-text contrast compliant in 8.59.

Image: File Attachment Drop Area in Tools 8.59



Search Page changes for identifying the context of search results

Accessibility Changes on Component Search Pages

Accessibility Issues Below are Corrected in the PeopleTools 8.59 Upgrade

- The assistive technology could not identify the context of the multiple rows delivered by the search results.

- When a criterion returns no results, the Text "No matching values were found" was not read by assistive technology.

Navigation

HCM Pillar > Set Up HCM > Departments

Scenario

1. Search for Set ID WA130
2. Search for Set ID WA130 and Company 010

Prior to the PeopleTools 8.59 Upgrade

Image: Scenario 1 - Search for Set ID WA130

Departments

Enter any information you have and click Search. Leave fields blank for a list of all values.

Find an Existing Value Add a New Value

▼ Search Criteria

Set ID = WA130

Department begins with

Description begins with

Company begins with

Location Set ID begins with

Location Code begins with

Manager ID begins with

Budget with Department begins with

Include History Correct History Case Sensitive

Search Clear Basic Search Save Search Criteria

Search Results

Only the first 300 results can be displayed.

View All 1-100 of 300

Set ID	Department	Description	Company	Location Set ID	Location Code	Manager ID
WA130	00001	DO NOT USE	(blank)	(blank)	(blank)	101018450
WA130	00200	COLLEGE SPARK WA	(blank)	(blank)	(blank)	101018710
WA130	00201	COLL SPARK MINI GRNT	(blank)	(blank)	(blank)	101018710

When the Search button is pressed, the context of the search "Departments" was not announced by NVDA.

NVDA Speech Viewer Output when Search Button is Pressed

Search Results. Only the first 300 results can be displayed. Row 1-100 of 300 table with 101 rows and 7 columns row 2 Set ID column 1 WA130 link

Image: Scenario 2 - Search for Set ID WA130 and Company 010

Departments

Enter any information you have and click Search. Leave fields blank for a list of all values.

Find an Existing Value

Add a New Value

Search Criteria

Set ID =

Department begins with

Description begins with

Company begins with

Location Set ID begins with

Location Code begins with

Manager ID begins with

Budget with Department begins with

Include History Correct History Case Sensitive

[Basic Search](#)

No matching values were found.

When the Search button is pressed and no matching values return, the Text "No matching values were found" was not read by assistive technology.

NVDA Speech Viewer Output when Search Button is Pressed

Search button Search (Alt+1)

Main Content document

Set ID edit WA130

After the PeopleTools 8.59 Upgrade

Image: Scenario 1 - Search for Set ID WA130

Departments

Enter any information you have and click Search. Leave fields blank for a list of all values.

▼ Search Criteria

*Set ID =

Department

Description

Company

Location Set ID

Location Code

Manager ID

Budget with Department

Include History Correct History Case Sensitive

Search Results

Only the first 300 results can be displayed.

View All

Set ID	Department	Description	Company	Location Set ID	Location Code	Manager ID
WA130	00001	DO NOT USE	(blank)	(blank)	(blank)	101018450
WA130	00200	COLLEGE SPARK WA	(blank)	(blank)	(blank)	101018710
WA130	00201	COLL SPARK MINI GRNT	(blank)	(blank)	(blank)	101018710

When the Search button is pressed, the context of the search “Departments” is announced by NVDA.

NVDA Speech Viewer Output when Search Button is Pressed

Departments Search Results. Only the first 300 results can be displayed. Row 1-100 of 300 table with 101 rows and 7 columns row 2 Click to sort ascending Set ID column 1 WA130 link Departments Search Results Only the first 300 results can be displayed.

Image: Scenario 2 - Search for Set ID WA130 and Company 010

Departments

Enter any information you have and click Search. Leave fields blank for a list of all values.

Find an Existing Value Add a New Value

▼ Search Criteria

***Set ID** =

Department begins with

Description begins with

Company begins with

Location Set ID begins with

Location Code begins with

Manager ID begins with

Budget with Department begins with

Include History Correct History Case Sensitive

Search Clear Basic Search

No matching values were found.

When the Search button is pressed and no matching values return, the Text "No matching values were found" is read by assistive technology.

NVDA Speech Viewer Output when Search Button is Pressed

Search button

Main Content frame

document

Set ID edit required Set ID **No matching values were found.** WA130

Button Header Purpose Compliance

Changes are Made for Grid Button Header to Indicate the Purpose to Sort

Prior to the PeopleTools 8.59, the grid header button did not announce that it was a sort button. This issue is corrected in the PeopleTools 8.59 upgrade.

Navigation

HCM Pillar > Setup HCM > Foundation Tables > Organization > Holiday Schedule

Select Holiday schedule “BATHOL” from the search results. Tab to the grid and access grid headers “Holiday” and “Description”

Prior to the PeopleTools 8.59 Upgrade

Image: Holiday Schedule Page

Holiday Schedule

Holiday Schedule **BATHOL**

Schedule Information

*Description

Short Description

Holiday Details

Holiday	Description	Nbr of Hours	Holiday Type	Start Time	End Time	Add row	Delete row
01/01/2021	<input type="text" value="New Year's Day"/>	<input type="text" value="8.00"/>	<input type="text" value="Standard"/>	<input type="text" value="12:00AM"/>	<input type="text" value="11:59PM"/>	<input type="text" value="+"/>	<input type="text" value="-"/>
01/18/2021	<input type="text" value="Martin Luther King Jr"/>	<input type="text" value="8.00"/>	<input type="text" value="Standard"/>	<input type="text" value="12:00AM"/>	<input type="text" value="11:59PM"/>	<input type="text" value="+"/>	<input type="text" value="-"/>
02/15/2021	<input type="text" value="Presidents' Day"/>	<input type="text" value="8.00"/>	<input type="text" value="Standard"/>	<input type="text" value="12:00AM"/>	<input type="text" value="11:59PM"/>	<input type="text" value="+"/>	<input type="text" value="-"/>
05/31/2021	<input type="text" value="Memorial Day"/>	<input type="text" value="8.00"/>	<input type="text" value="Standard"/>	<input type="text" value="12:00AM"/>	<input type="text" value="11:59PM"/>	<input type="text" value="+"/>	<input type="text" value="-"/>
07/05/2021	<input type="text" value="Independence Day"/>	<input type="text" value="8.00"/>	<input type="text" value="Standard"/>	<input type="text" value="12:00AM"/>	<input type="text" value="11:59PM"/>	<input type="text" value="+"/>	<input type="text" value="-"/>
09/06/2021	<input type="text" value="Labor Day"/>	<input type="text" value="8.00"/>	<input type="text" value="Standard"/>	<input type="text" value="12:00AM"/>	<input type="text" value="11:59PM"/>	<input type="text" value="+"/>	<input type="text" value="-"/>
11/11/2021	<input type="text" value="Veterans Day"/>	<input type="text" value="8.00"/>	<input type="text" value="Standard"/>	<input type="text" value="12:00AM"/>	<input type="text" value="11:59PM"/>	<input type="text" value="+"/>	<input type="text" value="-"/>

Grid header button is identified as link instead of a sort button. The purpose of the button is not identified.

NVDA Speech Viewer Output when Grid Header Buttons are Accessed

column 1 Holiday [link](#) Click to sort ascending

column 2 Description [link](#) Click to sort ascending

After the PeopleTools 8.59 Upgrade

Image: Holiday Schedule Page

Holiday Schedule

Holiday Schedule BATHOL

Schedule Information

* Description

Short Description

Holiday Details

1-7 of 40

*Holiday	Description	Nbr of Hours	Holiday Type	Start Time	End Time	Add row	Delete row
01/01/2021 <input type="button" value="Calendar"/>	New Year's Day	8.00	Standard	12:00AM	11:59PM	<input type="button" value="+"/>	<input type="button" value="-"/>
01/18/2021 <input type="button" value="Calendar"/>	Martin Luther King Jr	8.00	Standard	12:00AM	11:59PM	<input type="button" value="+"/>	<input type="button" value="-"/>
02/15/2021 <input type="button" value="Calendar"/>	Presidents' Day	8.00	Standard	12:00AM	11:59PM	<input type="button" value="+"/>	<input type="button" value="-"/>
05/31/2021 <input type="button" value="Calendar"/>	Memorial Day	8.00	Standard	12:00AM	11:59PM	<input type="button" value="+"/>	<input type="button" value="-"/>
07/05/2021 <input type="button" value="Calendar"/>	Independence Day	8.00	Standard	12:00AM	11:59PM	<input type="button" value="+"/>	<input type="button" value="-"/>
09/06/2021 <input type="button" value="Calendar"/>	Labor Day	8.00	Standard	12:00AM	11:59PM	<input type="button" value="+"/>	<input type="button" value="-"/>
11/11/2021 <input type="button" value="Calendar"/>	Veterans Day	8.00	Standard	12:00AM	11:59PM	<input type="button" value="+"/>	<input type="button" value="-"/>

Grid header button is correctly identified as Sort button

NVDA Speech Viewer Output when Grid Header Buttons are Accessed

column 1 Holiday Sort button

column 2 Description Sort button

Page Refresh Issue When Esc Button Pressed on Classic Grid Action Menu is Fixed

Changes are made so ESC button closes the Classic Grid Action Menu without losing the focus on Grid Action Menu icon.

Prior to the PeopleTools 8.59 upgrade, if user selected the ESC button on the keyboard it will close the grid action menu but doing so refreshed the page and the user was taken back to the top of the page. In Tools 8.59 ESC button closes the popup menu and the focus remains on the same action menu grid icon.

Navigation

HCM Pillar > Setup HCM > Foundation Tables > Organization > Holiday Schedule

Select Holiday schedule “BATHOL” from the search results. Access the Grid Action Menu icon.

Image: Holiday Schedule Page

Holiday Schedule

Holiday Schedule BATHOL

Schedule Information

*Description

Short Description

Holiday Details

1-7 of 25 [View All](#)

		Nbr of Hours	Holiday Type	Start Time	End Time	Add row	Delete row
01/01/2021	New Year's Day	8.00	Standard	12:00AM	11:59PM	+	-
01/18/2021	Martin Luther King Jr	8.00	Standard	12:00AM	11:59PM	+	-
02/15/2021	Presidents' Day	8.00	Standard	12:00AM	11:59PM	+	-
05/31/2021	Memorial Day	8.00	Standard	12:00AM	11:59PM	+	-
07/05/2021	Independence Day	8.00	Standard	12:00AM	11:59PM	+	-
09/08/2021	Labor Day	8.00	Standard	12:00AM	11:59PM	+	-
11/11/2021	Veterans Day	8.00	Standard	12:00AM	11:59PM	+	-

[Save](#) [Return to Search](#) [Previous in List](#) [Next in List](#) [Notify](#) [Add](#) [Update/Display](#)

Prior to the PeopleTools 8.59 Upgrade

After hitting ESC key on the expanded Grid Action Menu, the Menu closes, page refreshes and the focus goes to the top of the page.

After the PeopleTools 8.59 Upgrade

After hitting ESC key on the expanded Grid Action Menu, the Menu closes, page does not refresh, and the focus remains on the Grid Action Menu icon.

Search Criteria not Getting Read in Query Manager/Viewer is Fixed

Changes are made so search criteria are read by Screen Reader in Query Manager/Viewer.

Navigation

HCM Pillar > Reporting Tools > Query > Query Manager

Image: Query Manager Page

Query Manager

Enter any information you have and click Search. Leave fields blank for a list of all values.

[Find an Existing Query](#) | [Create New Query](#)

*Search By [Advanced Search](#)

Prior to PeopleTools 8.59 upgrade, in Query Manager or Viewer page, screen readers never read the criteria “begins with” even when user tabbed back. This issue is fixed in Tools 8.59. Criteria “begins with” is read along with the search field value.

Prior to the PeopleTools 8.59 Upgrade

NVDA Speech Viewer Output

Search By combo box Query Name collapsed required

Search by: edit blank

Search button Perform Search

After the PeopleTools 8.59 Upgrade

NVDA Speech Viewer Output

Search By combo box Query Name collapsed required

Query Name begins with: edit blank

Search button Perform Search

Homepage Header Not Readable Issue is Fixed

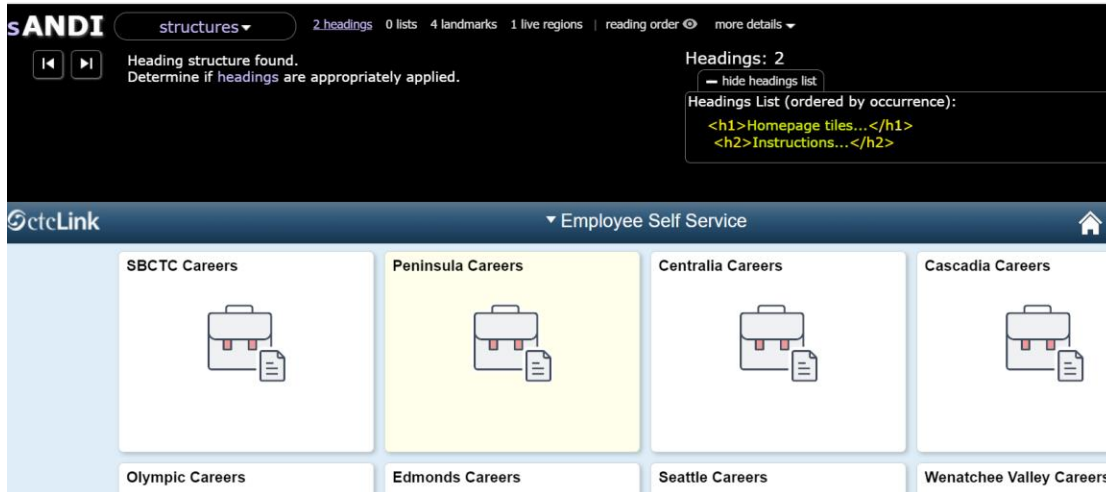
The homepage name will be included in the page heading so screen reader users can easily identify the homepage selected.

Navigation

HCM Pillar > Employee Self Service homepage

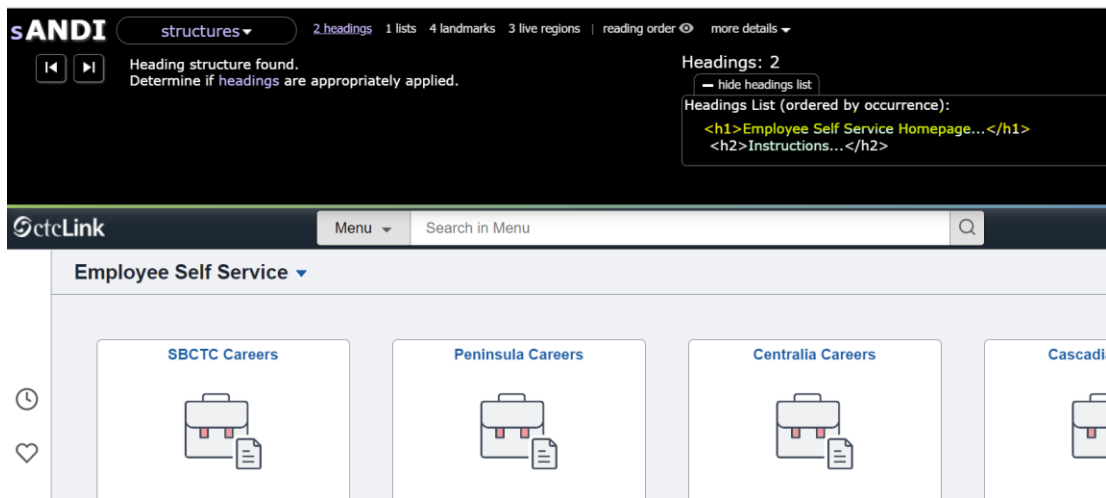
Prior to the PeopleTools 8.59 Upgrade

“Homepage tiles” was listed as Header 1 instead of the selected homepage header.



After the PeopleTools 8.59 Upgrade

After 8.59 home page header (e.g., Employee Self Service) will be listed as Header 1 so screen reader users will be able to identify the selected home page.





Content is licensed under a Creative Commons Attribution 4.0 International License, unless noted otherwise.

Washington State Board for Community and Technical Colleges